

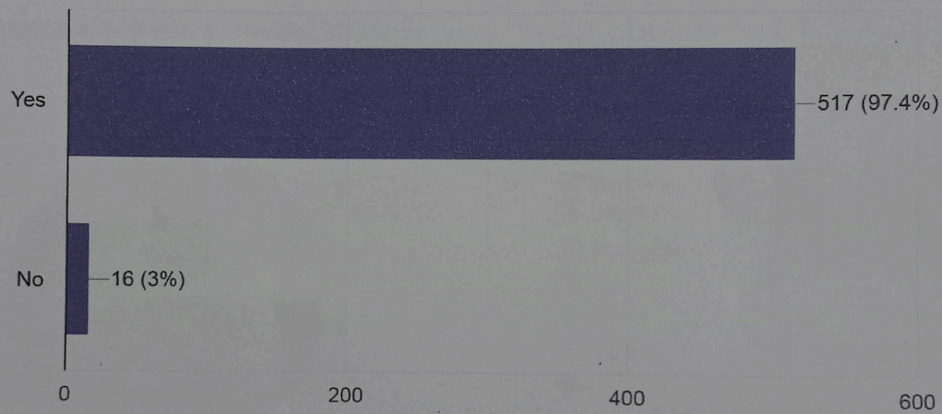
Student Satisfaction Survey

REPORT

A mock Student Satisfaction Survey was undertaken with all the undergraduate students from both Arts and Commerce streams studying in R.G. Baruah College, Fatasil Ambari, Guwahati-781025, Assam for 2022-23. A total of 531 responses have been received for which the following are the data:

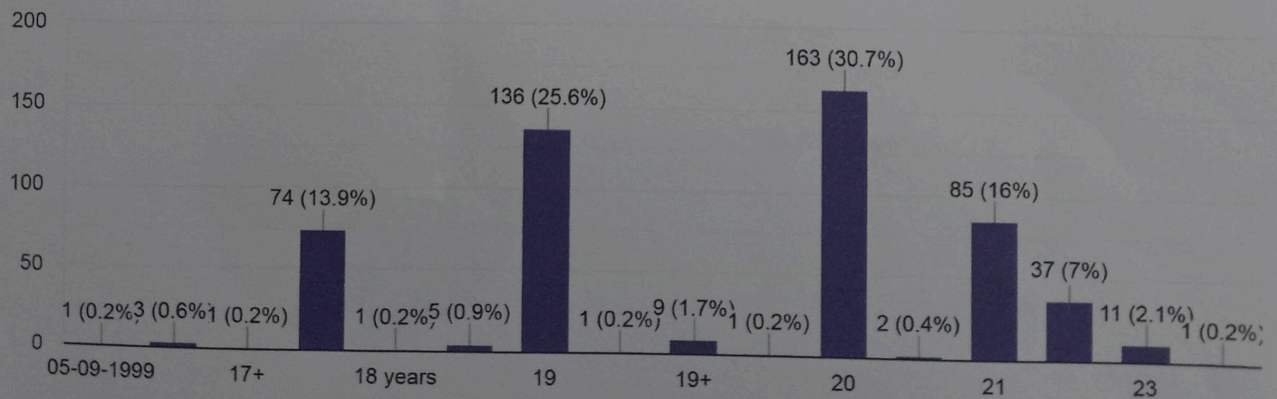
Please confirm this is the first and only time you answer this survey.

531 responses



Age

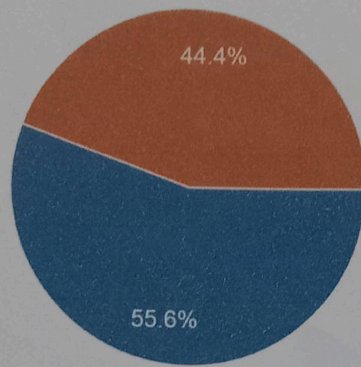
531 responses



Student Satisfaction Survey

Gender

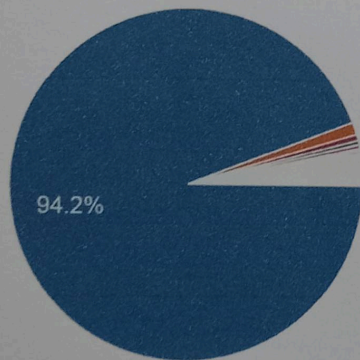
531 responses



- Female
- Male
- Other

What degree programme are you pursuing now?

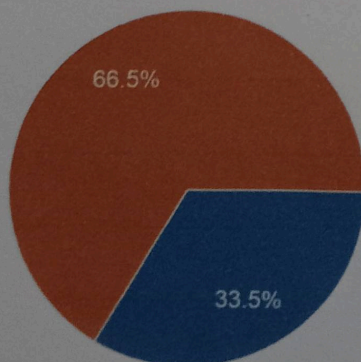
531 responses



- Bachelor's
 - Master's
 - MPhil
 - Doctorate
 - UG
 - Bcom
 - B.com
 - .
- ▲ 1/4 ▼

What subject area are you currently pursuing?

531 responses

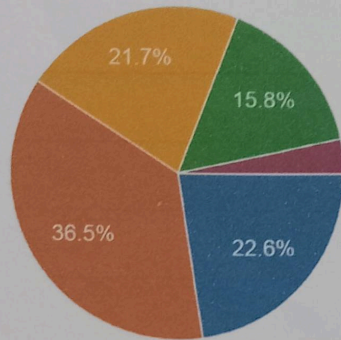


- Arts
- Commerce
- Science
- Professional

Student Satisfaction Survey

1. How much of the syllabus was covered in the class?

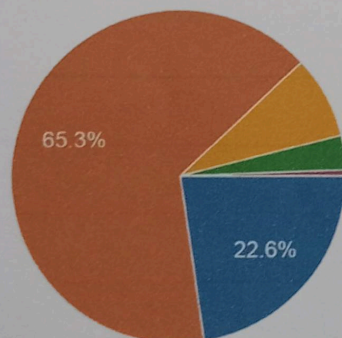
531 responses



- 4 - 85 to 100%
- 3 - 70 to 84%
- 2 - 55 to 69%
- 1 - 30 to 54%
- 0 - Below 30%

2. How well did the teachers prepare for the classes?

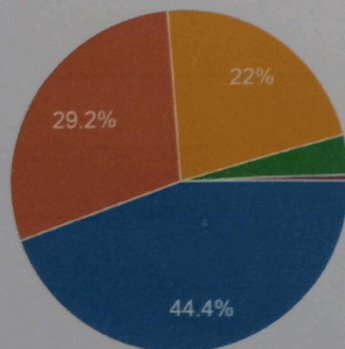
531 responses



- 4 - Thoroughly
- 3 - Satisfactorily
- 2 - Poorly
- 1 - Indifferently
- 0 - Won't teach at all

3. How well were the teachers able to communicate?

531 responses

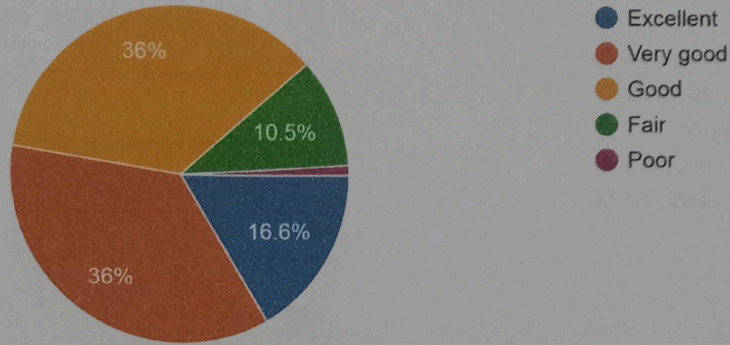


- 4 - Always effective
- 3 - Sometimes effective
- 2 - Just satisfactorily
- 1 - Generally ineffective
- 0 - Very poor communication

Student Satisfaction Survey

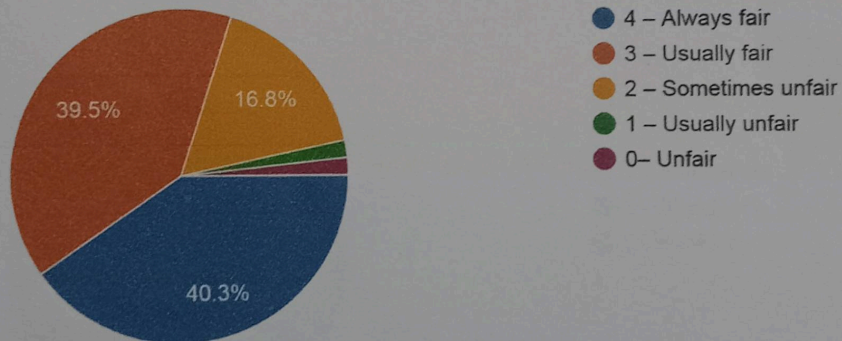
4. The teacher's approach to teaching can best be described as

531 responses



5. Fairness of the internal evaluation process by the teachers.

531 responses



6. Was your performance in assignments discussed with you?

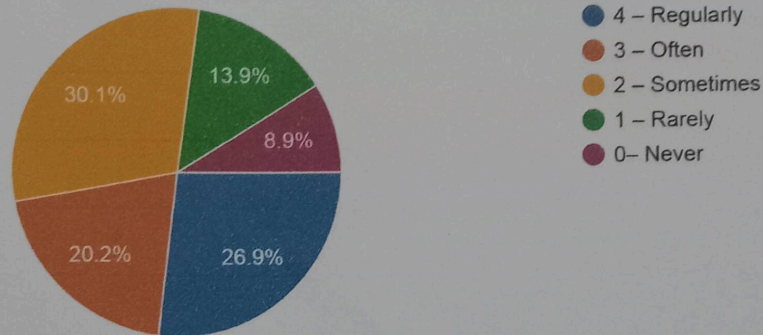
531 responses



Student Satisfaction Survey

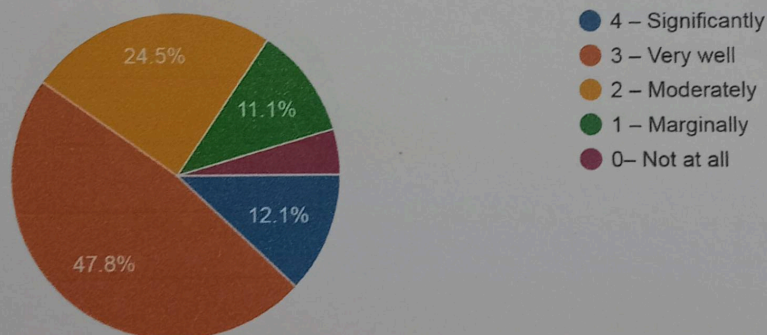
7. The institute takes active interest in promoting internship, student exchange, field visit opportunities for students.

531 responses



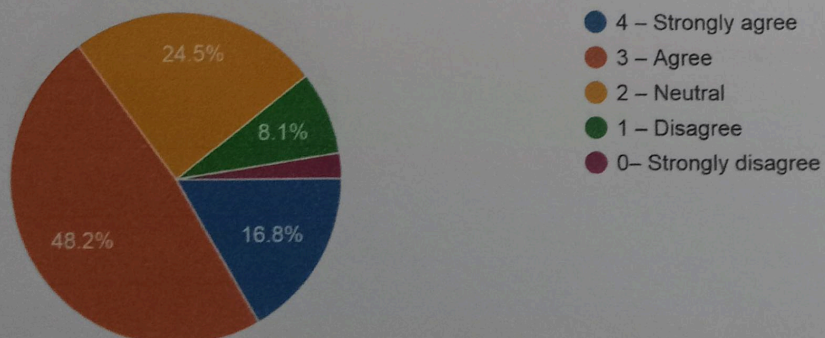
8. The teaching and mentoring process in your institution facilitates you in cognitive, social and emotional growth.

531 responses



9. The institution provides multiple opportunities to learn and grow.

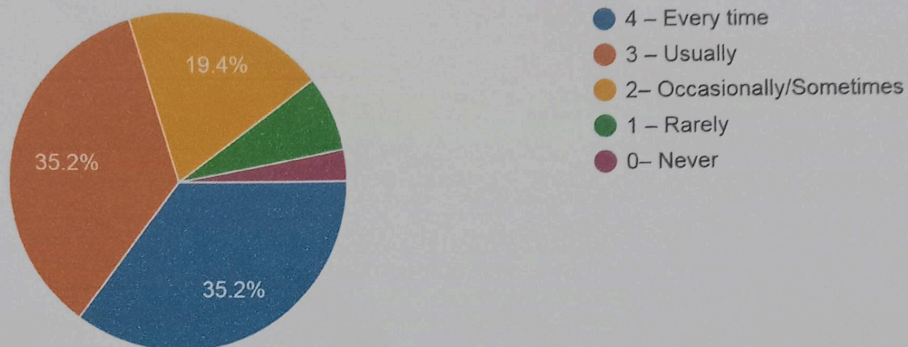
531 responses



Student Satisfaction Survey

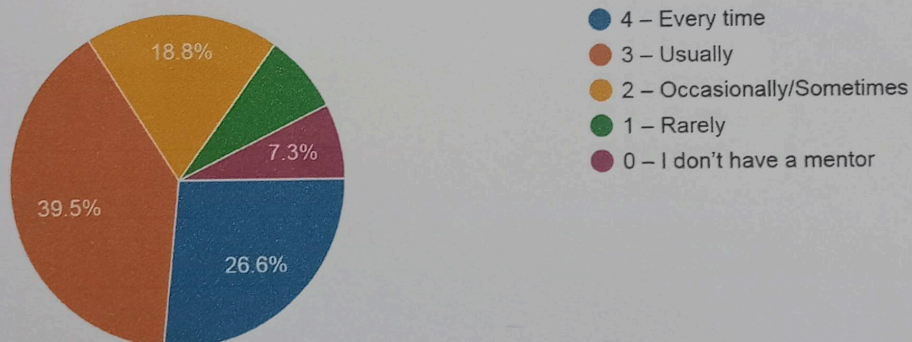
Teachers inform you about your expected competencies, course outcomes and programme outcomes.

531 responses



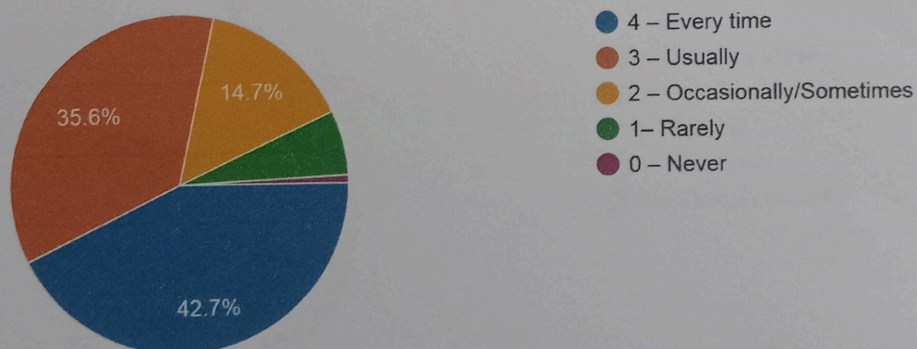
11. Your mentor does a necessary follow-up with an assigned task to you.

531 responses



12. The teachers illustrate the concepts through examples and applications.

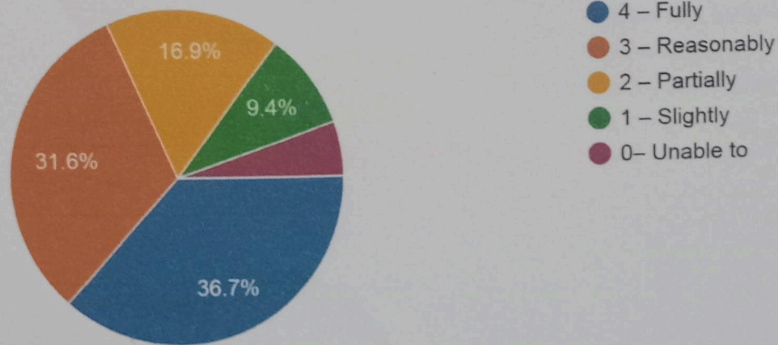
531 responses



Student Satisfaction Survey

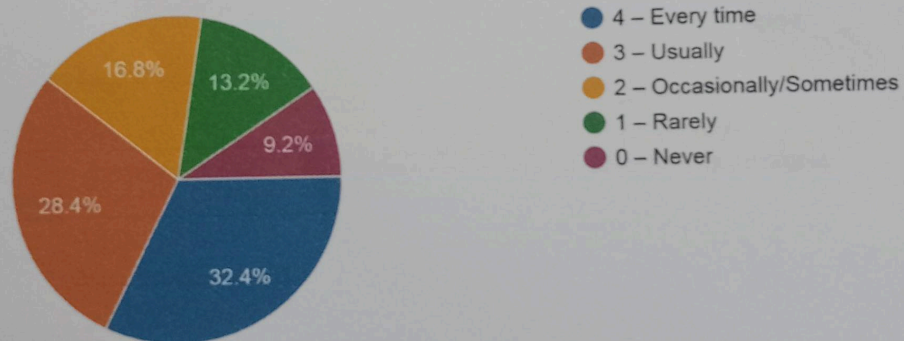
13. The teachers identify your strengths and encourage you with providing right level of challenges.

531 responses



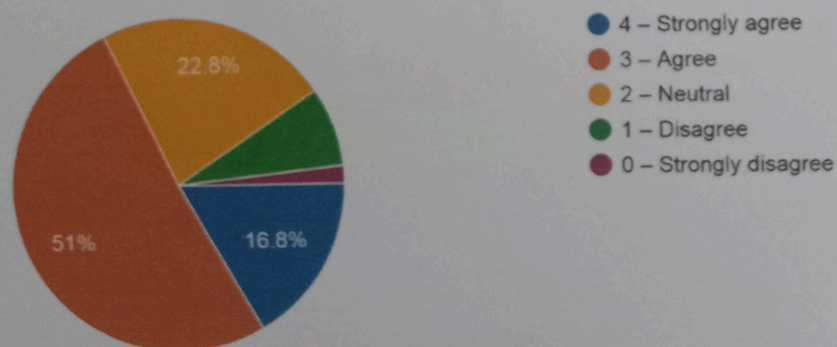
14. Teachers are able to identify your weaknesses and help you to overcome them

531 responses



15. The institution makes effort to engage students in the monitoring, review and continuous quality improvement of the teaching learning process.

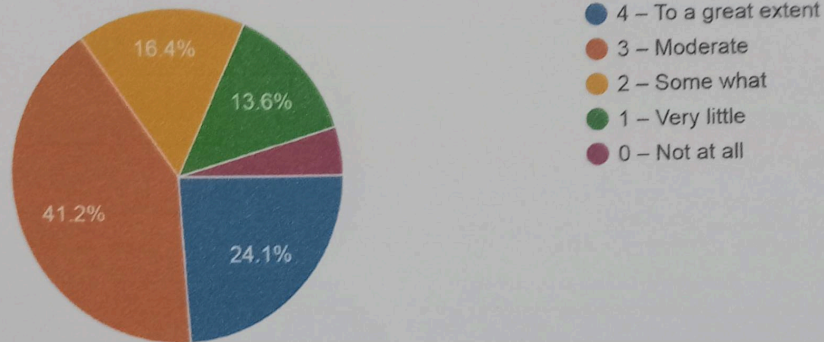
531 responses



Student Satisfaction Survey

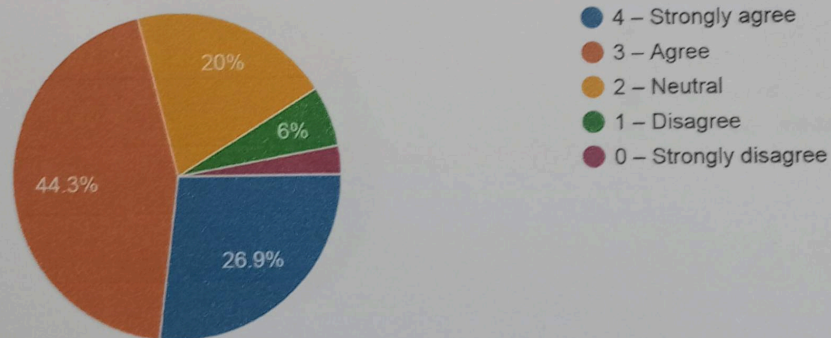
16. The institute/ teachers use student centric methods, such as experiential learning, participative learning and problem solving methodologies for enhancing learning experiences.

531 responses



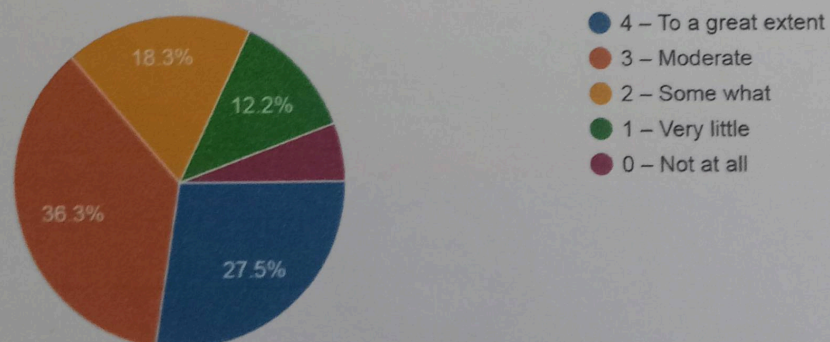
17. Teachers encourage you to participate in extracurricular activities

531 responses



18. Efforts are made by the institute/ teachers to inculcate soft skills, life skills and employability skills to make you ready for the world of work.

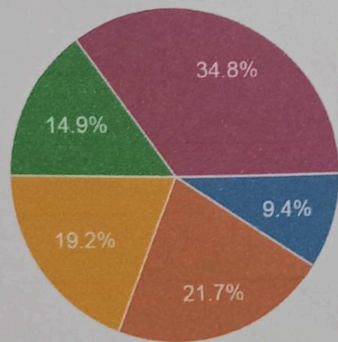
531 responses



Student Satisfaction Survey

19. What percentage of teachers use ICT tools such as LCD projector, Multimedia, etc. while teaching.

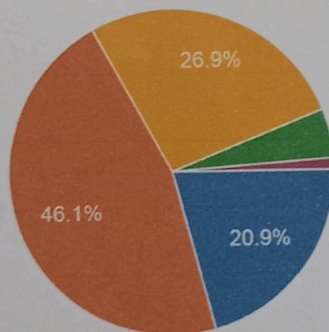
531 responses



- 4 - Above 90%
- 3 - 70 - 89%
- 2 - 50 - 69%
- 1 - 30 - 49%
- 0 - Below 29%

20. The overall quality of teaching-learning process in your institute is very good.

531 responses



- 4 - Strongly agree
- 3 - Agree
- 2 - Neutral
- 1 - Disagree
- 0 - Strongly disagree

Handwritten signature
03/3/23

